



Bullet/Blast Resistant Fixed Aluminum Window System

Specification




1. **Quality assurance** Drawings and specifications are based on U.S. Bullet Proofing Model USAW400 ballistic/blast window wall system. Whenever substitute products are to be considered, supporting technical literature, samples, drawings and performance data must be submitted ten days prior to bid in order to make a valid comparison of products involved. Test reports by an independent test laboratory will be made available upon request.

2. **Materials** All aluminum extrusion shall be 6063-T5 alloy and temper or equal or with a minimum tensile strength (minimum 22.0 ksi ultimate, 16.0 ksi yield).

All fasteners shall be zinc coated. There shall be no exposed fasteners. The interior glazing gaskets shall be a composition of Thermoplastic Elastomer (TPE 65AB) and Polyolefin Foam Concentrate (resulting in a 55 to 65 Shore "A" durometer) or wet glazed as needed. Setting blocks shall be solid neoprene (80-90 shore "a" durometer).

All neoprene shall be in strict compliance with ASTM C-509-00 Type II Option 1 and C-864-99.



Single Lite


3. **Description** The USAW400 Window System is designed to accept ballistic/blast glazing materials that are to be UL 752 Level 1 – 8 and independently tested for blast resistance.

All joints and connections shall be tight providing hairline joints and true alignment of adjacent members.

Frame size shall be 2 1/2" x 4 1/2" standard.

Glazing or retrofit shall be performed from the exterior.


The glazing system can be capable of accepting various thickness, ranging from 1/4" to 2 3/8".



Multi Lite

4. **Ballistic certification** All aluminum members shall be ballistically improved so as to provide complete protection against penetration of a projectile as described by the UL 752 bullet-resisting test requirements from Level 1 through Level 8. A recognized independent testing laboratory shall conduct ballistic testing. Proof of certification will be made available upon request.

5. **Blast certification** Unit shall be blast approved in accordance with GSA blast criteria by an independent blast testing facility. Proof of certification will be made available upon request. In some cases, independent blast analysis must be performed prior to window approval.



Transaction

6. **Finish** Available in most anodized and Kynar painted finishes. Please specify finish desired.

7. **Performance** Air filtration shall not exceed .06 cfm per square foot with a pressure differential of 6.24 psf, equal to 50 mph wind (ASTM E283). No uncontrolled water penetration shall occur when subjected to both a static and dynamic water penetration test with a pressure differential of 8 psf, equal to 56 mph wind (ASTM E331 and AAMA 501.1).

Revised Jan. 03